

INDO CREDIT CAPITAL LIMITED

Regd. Office : 304, Kaling, B/h. Bata Show Room, Nr. Mt. Carmel School,
Ashram Road, Ahmedabad-380009.

Tele Fax : 079-26580366 E-mail ID : indocredit@rediffmail.com

ICCL/0415/013

April 13, 2015

To
The Department of Corporate Services
BSE Limited
Ground Floor, P J Towers,
Dalal Street,
Mumbai- 400 001

Ref: Scrip Code: 526887

Sub: Compliance with the Clause 35 of the Listing Agreement

Dear Sir,


With reference to above subject, please find shareholding pattern for the Quarter ended March, 2015 in compliance with Clause 35 of the Listing Agreement.

- * Please take the same in your record and oblige.

Thanking you,

Yours faithfully,

For, **INDO CREDIT CAPITAL LIMITED**


AJI P. GEORGE
(DIRECTOR)
(DIN: 00439554)



Encl: As above

CC To:


Ahmedabad Stock Exchange Limited
Kamdhenu Complex,

Opp. Sahajanand College,
Panjrapole, Ahmedabad

Gujarat-380015

Introductory sub-table (I)(a)

Name of the Company: Indo Credit Capital Limited			
Scrip Code, Name of the scrip, class of security: 526887, INDOCRED, EQUITY			
Quarter ended: 31/03/2015			
Partly paid-up shares:-	No. of partly paid-up shares	As a % of total no. of partly paid-up shares	As a % of total no. of shares of the company
Held by promoter/promoter group	0	0	0
Held by public	0	0	0
Total	0	0	0
Outstanding convertible securities: No. of outstanding securities	No. of outstanding securities	As a % of total no. of outstanding convertible securities	As a % of total no. of shares of the company, assuming full conversion of the convertible securities
Held by promoter/promoter group	0	0	0
Held by public	0	0	0
Total	0	0	0
Warrants:-	No. of warrants	As a % of total no. of warrants	As a % of total no. of shares of the company, assuming full conversion of warrants
Held by promoter/promoter group	0	0	0
Held by public	0	0	0
Total	0	0	0
Total paid-up capital of the company, assuming full conversion of warrants and convertible securities		7230800	



Statement Showing Shareholding Pattern

Cater	Category of	Table (I)(a)		Total shareholding as a		Shares Pledged or otherwise		
		Number of	Total	Number of	As a percentage of (A+B) ¹	As a percentage of (A+B+C)	Number of shares	As a percentage
(I)	(II)	(III)	(IV)	(V)	(VI)	(VII)	(VIII)	(IX)=(VIII)/(IV)*100
(A)	Shareholding of Promoter and							
1	Indian							
(a)	Individuals/ Hindu Undivided Family							
		0	0	0	0.00	0.00	0	0.00
(b)	Central Government/ State Government(s)							
		0	0	0	0.00	0.00	0	0.00
(c)	Bodies Corporate							
		0	0	0	0.00	0.00	0	0.00
(d)	Financial Institutions/ Banks							
		0	0	0	0.00	0.00	0	0.00
(e)	Any Others(Specify) Trust							
i		0	0	0	0.00	0.00	0	0.00
ii	Society	0	0	0	0.00	0.00	0	0.00
iii	Directors and their Relatives	11	1049500	0	14.51	14.51	0	0.00
	Sub Total(A)(1)	11	1049500	0	14.51	14.51	0	0.00
2	Foreign							
a	Individuals (Non-Residents Individuals/ Foreign Individuals)							
		0	0	0	0.00	0.00	0	0.00
b	Bodies Corporate							
		0	0	0	0.00	0.00	0	0.00
c	Institutions							
		0	0	0	0.00	0.00	0	0.00
d	Qualified Foreign Investor							
		0	0	0	0.00	0.00	0	0.00
e	Any Others(Specify)							
		0	0	0	0.00	0.00	0	0.00
e-i	-	0	0	0	0.00	0.00	0	0.00
	Sub Total(A)(2)	0	0	0	0.00	0.00	0	0.00



	Total Shareholding of Promoter and	11	1049500	0	14.51	14.51	0	0.00
(B)	Public shareholding							
1	Institutions							
(a)	Mutual Funds/ UTI	0	0	0	0.00	0.00	0	0.00
(b)	Financial Institutions / Banks	0	0	0	0.00	0.00	0	0.00
(c)	Central Government/ State Government(s)	0	0	0	0.00	0.00	0	0.00
(d)	Venture Capital Funds	0	0	0	0.00	0.00	0	0.00
(e)	Insurance Companies	0	0	0	0.00	0.00	0	0.00
(f)	Foreign Institutional Investors	0	0	0	0.00	0.00	0	0.00
(g)	Foreign Venture Capital Investors	0	0	0	0.00	0.00	0	0.00
(h)	Qualified Foreign Investor	0	0	0	0.00	0.00	0	0.00
(i)	Any Other (specify)	0	0	0	0.00	0.00	0	0.00
(i-ii)		0	0	0	0.00	0.00	0	0.00
	Sub-Total (B)(1)	0	0	0	0.00	0.00	0	0.00
B 2	Non-institutions							
(a)	Bodies Corporate	60	364200	72900	5.04	5.04	0	0.00
(b)	Individuals						0	0.00
I	i. Individual shareholders holding nominal share capital up to Rs 1 lakh	11099	3528030	655620	48.79	48.79	0	0.00
II	ii. Individual shareholders holding nominal share capital in excess of Rs. 1 lakh.	40	2204158	276958	30.48	30.48	0	0.00
(c)	Qualified Foreign Investor	0	0	0	0.00	0.00	0	0.00
(d)	Any Other (specify) Hindu Undivided Families	16	84812	84812	1.17	1.17	0	0.00
(d-i)	Non Resident Individual	1	100	100	0.00	0.00	0	0.00
	Sub-Total (B)(2)	11216	6181300	1090390	85.49	85.49	0	0.00
(B)	Total Public Shareholding (B)= (B)(1)+(B)(2)	11216	6181300	1090390	85.49	85.49	0	0.00
	TOTAL (A)+(B)	11227	7230800	1090390	100.00	100.00	0	0.00
(C)	Shares held by Custodians and against which Depository Receipts have been issued							
1	Promoter and Promoter Group	0	0	0	0	0.00	0	0.00
2	Public	0	0	0	0	0.00	0	0.00
	Sub-Total (C)	0	0	0	0	0	0	0.00
	GRAND TOTAL (A)+(B)+(C)	11227	7230800	1090390	100.00	100.00	0	0.00




Sr.No	Notes
1	NIL
2	NIL
3	
4	
5	
6	
7	
8	
9	



(1)(b) Statement showing holding of securities (including shares, warrants, convertible securities) of persons belonging to the category "Promoter and Promoter Group"


Sr. No.	Name of the shareholder	Details of Shares held		Encumbered shares (*)			Details of warrants		Details of		Total shares
		Number of shares held	As a % of grand total (A)+(B)+(C)	No.	As a percentage	As a % of grand total (A)+(B)+(C) of sub-clause (I)(a)	Number of warrants held	As a % total number of warrants of the same class	Number of convertible securities held	As a % total number of convertible securities of the same class	
(i)	(ii)	(iii)	(iv)	(v)	(vi)=(v)/(iii)*100	(vii)	(viii)	(ix)	(x)	(xi)	(xii)
1	HANUMANARAM THAKRARAM	250000	3.46	0	0.00	0.00	Nil	Nil	Nil	Nil	Nil
2	MANSINGH TEJSINGH BHATI	250000	3.46	0	0.00	0.00	Nil	Nil	Nil	Nil	Nil
3	MADANSINGH A RATHORE	217200	3.00	0	0.00	0.00	Nil	Nil	Nil	Nil	Nil
4	LAXMANSINGHBHARATSINGH CHAMPAWA	137000	1.89	0	0.00	0.00	Nil	Nil	Nil	Nil	Nil
5	JOGENDRASINGH A RATHORE	91000	1.26	0	0.00	0.00	Nil	Nil	Nil	Nil	Nil
6	OMSINGH CHAINSINGH BHATI	71600	0.99	0	0.00	0.00	Nil	Nil	Nil	Nil	Nil
7	SANTOSHRAM KHAJARAM RAO	32700	0.45	0	0.00	0.00	Nil	Nil	Nil	Nil	Nil
	TOTAL	1049500	14.51	0	0.00	0.00	Nil	Nil	Nil	Nil	Nil

(*) The term "encumbrance" has the same meaning as assigned to it in regulation 28(3) of the SAST Regulations, 2011



(1)(c)(i) Statement showing holding of securities (including shares, warrants, convertible securities) of persons belonging to the category "Public" and holding more than 1% of the total number of shares

Sr. No.	Name of the shareholder	Number of shares held	Shares as a percentage of total number of shares (i.e., Grand Total (A)+(B)+(C) indicated in statement at para (1)(a) above;	Details of warrants		Details of convertible securities		Total shares (including underlying shares assuming full conversion of warrants and convertible securities) as a % of diluted share capital
				Number of warrants held	As a % total number of warrants of the same class	Number of convertible securities held	% w.r.t total number of convertible securities of the same class	
1	SHAKTISINGH SAJJANSINGH BHATI	200000	2.77	Nil	Nil	Nil	Nil	Nil
2	JABBAR SINGH BHANNARSINGH	200000	2.77	Nil	Nil	Nil	Nil	Nil
3	MAHENDRASINGH NATHUSINGH RATHC	200000	2.77	Nil	Nil	Nil	Nil	Nil
4	DILIPSINGH KHUSHALSINGH BHATI	190200	2.63	Nil	Nil	Nil	Nil	Nil
5	CHHEL SINGH PRAHLADSINGH	172400	2.38	Nil	Nil	Nil	Nil	Nil
6	PADAM SINGH RAGHUNATHSINGH	151500	2.10	Nil	Nil	Nil	Nil	Nil
7	VARSHA R PARIKH	151300	2.09	Nil	Nil	Nil	Nil	Nil
8	MOHANRAM THAKRARAM	100000	1.38	Nil	Nil	Nil	Nil	Nil
9	RAMESH K PARIKH	95000	1.31	Nil	Nil	Nil	Nil	Nil
10	MAHENDRA K PARIKH	90300	1.25	Nil	Nil	Nil	Nil	Nil
TOTAL		1550700	21.45	Nil	Nil	Nil	Nil	Nil



(I)(c)(ii) Statement showing holding of securities (including shares, warrants, convertible securities) of persons (together with PAC) belonging to the category "Public" and holding more than 5% of the total number of shares of the company

Sr. No.	Name(s) of the shareholder(s) and the Persons Acting in Concert (PAC) with them	Number of shares	Shares as a percentage of total number of shares {i.e., Grand Total (A)+(B)+(C) indicated in Statement at para (I)(a) above}	Details of warrants		Details of convertible securities		Total shares (including underlying shares assuming full conversion of warrants and convertible securities) as a % of diluted share capital
				Number of warrants	As a % total number of warrants of the same class	Number of convertible securities held	% w.r.t total number of convertible securities of the same class	
1	Nil	Nil	Nil	Nil	Nil	Nil	Nil	Nil
TOTAL		Nil	Nil	Nil	Nil	Nil	Nil	Nil



(I)(d) Statement showing details of locked-in shares

Sr. No.	Name of the shareholder	Number of locked-in shares	Locked-in shares as a percentage of total number of shares {i.e., Grand Total (A)+(B)+(C) indicated in Statement at para (I)(a) above}
1	nil	nil	nil
TOTAL		0	0.00



(II)(a) Statement showing details of Depository Receipts (DRs).

Sr. No.	Type of outstanding DR (ADRs, GDRs, SDRs, etc.)	Number of outstanding DRs	Number of shares underlying outstanding DRs	Shares underlying outstanding DRs as a percentage of total number of shares {i.e., Grand Total (A)+(B)+(C) indicated in Statement at para (I)(a) above}
1	Nil	Nil	Nil	Nil
2				0.00
3				0.00
4				0.00
5				0.00
6				0.00
7				0.00
8				0.00
9				0.00
TOTAL		0	0	0.00



(II)(b) Statement showing holding of Depository Receipts (DRs), where underliven shares held by "promoter/promoter group" are in excess of 1% of the total number of shares

Sr. No.	Name of the DR Holder	Type of outstanding DR (ADRs, GDRs, SDRs, etc.)	Number of shares underlying outstanding DRs	Shares underlying outstanding DRs as a percentage of total number of shares (i.e., Grand Total (A)+(B)+(C) indicated in Statement at para (I)(a) above)
1	Nil	Nil	Nil	Nil
2				0.00
3				0.00
4				0.00
5				0.00
6				0.00
7				0.00
8				0.00
9				0.00
TOTAL			0	0.00

