

Shareholding Pattern under Regulation 31 of SEBI (Listing Obligations and Disclosure Requirements) Regulations, 2015

1	Name of Listed Entity: INDO CERDIT CAPITAL LIMITED
2	Scrip Code: 526887 Name of Scrip : INDOCREED Class of Security : Equity
3	Share Holding Pattern Filed under : Regulation 31(1)(b) a. If under 31 (1)(b) then indicate the report for quarter ending : 31.12.2015 b. If under 31(1)(c) then indicate date of allotment/extinguishment: NA
4	Declaration: The Listed entity is required to submit the following declaration to the extent of submission of information


		Particulars	
		Yes*	No
1	Whether the Listed Entity has issued any partly paid up shares?		No
2	Whether the Listed Entity has issued any Convertible Securities or Warrants?		No
3	Whether the Listed Entity has any shares against which depository receipts are issued?		No
4	Whether the Listed Entity has any shares in locked-in?		No
5	Whether any shares held by promoters are pledged or otherwise encumbered?		No

* If the Listed Entity selects the option 'No' for the questions above, the columns for the partly paid up shares, Outstanding Convertible Securities/Warrants, depository receipts, locked-in shares, No of shares pledged or otherwise encumbered by promoters, as applicable, shall not be displayed at the time of dissemination on the Stock Exchange website. Also wherever there is 'No' declared by Listed Entity in above table the values will be considered as 'Zero' by default on submission of the format of holding of specified securities.



Table I - Summary statement holding of specified securities

Category (i)	Category of shareholder (ii)	Nos of shareholders (iii)	No of fully paid-up equity shares held (iv)	No of partly paid-up equity shares held (v)	No of shares underlying Depository Receipts (vi)	Total nos. shares held (vii) = (iv)+(v)+(vi)	Shareholding as a % of total no. of shares calculated as per SCRR, 1957 (viii) As a % of (A+B+C2)	Number of Voting Rights held in each class of securities (ix)			Total as a % of (A+B+C)	No of shares underlying convertible securities (including Warrants) (x)	Shareholding, as a % assuming full conversion of convertible securities (as a percentage of diluted share capital) (xi)=(vii)+(x) As a % of (A+B+C2)	Number of Locked in shares (xii)		Number of shares pledged or otherwise encumbered (xiii)		Number of equity shares held in dematerialized form (xiv)
								Class eg: X	Class eg: Y	Total				No. (a)	As a % of total shares held (b)	No. (a)	As a % of total shares held (b)	
(A)	Promoter & Promoter Group	11	10,49,500	0	0	10,49,500	14.51	0	0	0	0	0.00	0	0	NA	NA	-	
(B)	Public	11203	61,81,300	0	0	61,81,300	85.49	0	0	0	0	0.00	0	0	NA	NA	11,06,390	
(C)	Non Promoter- Non Public	0	0	0	0	0	0	0	0	0	0	0.00	0	0	NA	NA	0	
(C1)	Shares underlying DRs	0	0	0	0	0	0	0	0	0	0	0.00	0	0	NA	NA	0	
(C2)	Shares held by Employee Trusts	0	0	0	0	0	0	0	0	0	0	0.00	0	0	NA	NA	0	
	Total	11,214	72,30,800	0	0	72,30,800		0	0	0	0	0.00	0	0	0	0	11,06,390	



Indo Credit Capital Limited

Table II (IXa) - Statement showing shareholding pattern of the promoter and promoter group

Category & Name of the shareholders (i)	PAN (ii)	Nos of shareholder (iii)	No of fully paid-up equity shares held (iv)	Partly paid-up equity shares held (v)	No of shares underlying Depository Receipts (vi)	Total nos. shares held (vii) = (iv)+(v)+(vi)	Shareholding as a % of total no. of shares/calculated as per SCRR, 1957 As a % of (A+B+C2) (viii)	Number of Voting Rights held in each class of securities (ix)		Total as a % of Total Voting Rights	No of shares underlying convertible securities (including Warrants) (x)	Shareholding, as a % assuming full conversion of convertible securities (as a percentage of diluted share capital) (xi)=(vii)+(x) as a % of (A+B+C2)	Number of Locked in shares (xii)		Number of shares pledged or otherwise encumbered (xiii)		Number of equity shares held in dematerialized form (xiv)
								Class eg: X	Class eg: Y				No. (a)	As a % of total shares held (b)	No. (a)	As a % of total shares held (b)	
(1) Indian																	
(a) Individuals/H.U.F		0	0	0	0	0	0.00	0	0	0	0	0.00	0	0	0	0	0
(b) Central/State Government(s)		0	0	0	0	0	0.00	0	0	0	0	0.00	0	0	0	0	0
(c) Financial Institutions/Banks		0	0	0	0	0	0.00	0	0	0	0	0.00	0	0	0	0	0
(d) Any Other (Specify) (i) Directors and Relatives		11	10,49,500	0	0	10,49,500	14.51	0	0	0	0	0.00	0	0	0	0	0
MADANSINGH A RATHORE	ABLPR4322A	1	2,17,200	0	0	2,17,200	3.0038	0	0	0	0	0	0	0	0	0	0
HANUMANRAM THAKRARAM	AATPV7902K	1	1,50,000	0	0	1,50,000	2.0745	0	0	0	0	0	0	0	0	0	0
MAANSINGH TEJSINGH BHATTI	ABWPE4010G	1	1,25,000	0	0	1,25,000	1.7287	0	0	0	0	0	0	0	0	0	0
BHATTI MAANSINGH TEJSINGH	ABWPE4010G	1	1,25,000	0	0	1,25,000	1.7287	0	0	0	0	0	0	0	0	0	0
HANUMANRAM THAKRARAM	AATPV7902K	1	1,00,000	0	0	1,00,000	1.383	0	0	0	0	0	0	0	0	0	0
JOGENDRASINGH A RATHORE	AATPR8548H	1	91,000	0	0	91,000	1.2585	0	0	0	0	0	0	0	0	0	0
OMSINGH CHAINSINGH BHATTI	AMHPB7491H	1	71,500	0	0	71,500	0.9902	0	0	0	0	0	0	0	0	0	0
LAXMANSINH BHARATSINH CHAMPRAWAT	ABRPC6483F	1	67,500	0	0	67,500	0.9335	0	0	0	0	0	0	0	0	0	0
LAXMANSINH BHARATSINH CHAMPRAWAT	ABRPC6483F	1	64,500	0	0	64,500	0.892	0	0	0	0	0	0	0	0	0	0
SANTOSHARAM KHAJARAM RAO	ALQPR0254G	1	32,700	0	0	32,700	0.4522	0	0	0	0	0	0	0	0	0	0
LAXMANSINH BHARATSINH CHAMPRAWAT	ABRPC6483F	1	5,000	0	0	5,000	0.0691	0	0	0	0	0	0	0	0	0	0
(ii) Sub-Total (A)(1)		11	10,49,500	0	0	10,49,500	14.51	0	0	0	0	0.00	0	0	0	0	0
(2) Foreign Individuals (Non-Resident Individuals/ Foreign Individuals)																	
(a)																	
(b) Government		0	-	0	0	0	0.00	0	0	0	0	0.00	0	0	0	0	0
(c) Institutions		0	-	0	0	0	0.00	0	0	0	0	0.00	0	0	0	0	0
(d) Foreign Portfolio Investor		0	-	0	0	0	0.00	0	0	0	0	0.00	0	0	0	0	0
(e) Any Other (Specify)		0	-	0	0	0	0.00	0	0	0	0	0.00	0	0	0	0	0
Sub-Total (A)(2)		0	0	0	0	0	0.00	0	0	0	0	0.00	0	0	0	0	0
Total Shareholding of Promoter and Promoter Group		11	10,49,500	0	0	10,49,500	14.51	0	0	0	0	0.00	0	0	0	0	0
(A)=(A)(1)+(A)(2)																	




Table III- Statement showing shareholding pattern of the public shareholder

Category & Name of the shareholders (I)	PAN (II)	Nos of shareholder (III)	No of fully paid-up equity shares held (IV)	Partly paid-up equity shares held (V)	No of shares underlying Depository Receipts (VI)	Total nos. shares held (VII) = (IV)+(V)+(VI)	Shareholding as a % of total no. of shares (VIII) = As a % of (A+B+C2)	Number of Voting Rights held in each class of securities (IX)			Total as a % of Total Voting Rights	No of shares Underlying Outstanding convertible securities (including Warrants) (X)	Total Shareholding, as a % assuming full conversion of convertible securities (as a percentage of diluted share capital) (XI)	Number of Locked In shares (XII)	Number of shares pledged or otherwise encumbered (XIII)	Number of equity shares held in dematerialized form (XIV)
								Class eg: X	Class eg: Y	Total						
(1) Institutions																
(a) Mutual Funds/UTI		0	0	0	0	0	0.00	0	0	0	0	0.00	0	0	0	0
(b) Venture Capital Funds		0	0	0	0	0	0.00	0	0	0	0	0.00	0	0	0	0
(c) Alternate Investment Funds		0	0	0	0	0	0.00	0	0	0	0	0.00	0	0	0	0
(d) Foreign Venture Capital Investors		0	0	0	0	0	0.00	0	0	0	0	0.00	0	0	0	0
(e) Foreign Portfolio Investors		0	0	0	0	0	0.00	0	0	0	0	0.00	0	0	0	0
(f) Financial Institutions Banks		0	0	0	0	0	0.00	0	0	0	0	0.00	0	0	0	0
(g) Insurance Companies		0	0	0	0	0	0.00	0	0	0	0	0.00	0	0	0	0
(h) Provident Funds/Pension Funds		0	0	0	0	0	0.00	0	0	0	0	0.00	0	0	0	0
(i) Any Other (Specify)		0	0	0	0	0	0.00	0	0	0	0	0.00	0	0	0	0
(j) Foreign Institutional Investors		0	0	0	0	0	0.00	0	0	0	0	0.00	0	0	0	0
(k) Sub-Total (B)(1)		0	0	0	0	0	0.00	0	0	0	0	0.00	0	0	0	0
(l) Central Government/State Government(s)/President of India		0	0	0	0	0	0.00	0	0	0	0	0.00	0	0	0	0
(m) Sub-Total (B)(2)		0	0	0	0	0	0.00	0	0	0	0	0.00	0	0	0	0
(n) Non-Institutions																
(a) Individuals -		11,100	37,54,042	0	0	37,54,042	51.92	0	0	0	0	0.00	0	0	0	7,11,932
(i) Individual share capital up to Rs.2 Lakhs		24	19,56,758	0	0	19,56,758	27.06	0	0	0	0	0.00	0	0	0	2,15,258
(ii) Individual shareholders holding nominal share capital in excess of Rs.2 Lakhs (Note 1)		1	2,00,000	0	0	2,00,000	2.77	0	0	0	0	0.00	0	0	0	0
SHAKTISINH SAJJANSINGH BHATI	DUMY20199D	1	2,00,000	0	0	2,00,000	2.77	0	0	0	0	0.00	0	0	0	0
MAHENDRASINGH NATHUSINGH RATHORE	DUMY20199D	1	2,00,000	0	0	2,00,000	2.77	0	0	0	0	0.00	0	0	0	0
JABBARISINGH BHANNARSINGH	DUMY20191D	1	2,00,000	0	0	2,00,000	2.77	0	0	0	0	0.00	0	0	0	0
DILIPESINGH KHUSHALSINGH BHATTI	DUMY20198D	1	1,90,200	0	0	1,90,200	2.63	0	0	0	0	0.00	0	0	0	0
CHEELISINGH PRAHLADSINGH	DUMY20198D	1	1,72,400	0	0	1,72,400	2.38	0	0	0	0	0.00	0	0	0	0
PADAMSINGH KAGHUNATHSINGH	DUMY20193D	1	1,51,500	0	0	1,51,500	2.10	0	0	0	0	0.00	0	0	0	0
VARSHA R PARIKH	DUMY19696D	1	1,31,200	0	0	1,31,200	2.09	0	0	0	0	0.00	0	0	0	0
MOHANRAM THAKKARAM	DUMY20190D	1	1,00,000	0	0	1,00,000	1.38	0	0	0	0	0.00	0	0	0	0
RAVESH K PARIKH	DUMY15654D	1	94,900	0	0	94,900	1.31	0	0	0	0	0.00	0	0	0	0
MAHENDRA K PARIKH	DUMY15655D	1	90,300	0	0	90,300	1.25	0	0	0	0	0.00	0	0	0	0
(b) NBFCs registered with RBI		0	0	0	0	0	0.00	0	0	0	0	0.00	0	0	0	0
(c) Employee Trust		0	0	0	0	0	0.00	0	0	0	0	0.00	0	0	0	0
(d) Overseas Depositories (holding DRs) (balancing figure)		0	0	0	0	0	0.00	0	0	0	0	0.00	0	0	0	0
(e) Any Other (Specify)		62	3,40,977	0	0	3,40,977	4.72	0	0	0	0	0.00	0	0	0	49,677
(f) Bodies Corporate (Note 1)		1	100	0	0	100	0.0014	0	0	0	0	0.00	0	0	0	100
(i) Trust		0	0	0	0	0	0.00	0	0	0	0	0.00	0	0	0	0
(ii) Cooperative Societies		0	0	0	0	0	0.00	0	0	0	0	0.00	0	0	0	0
(iii) Educational Institutions		0	0	0	0	0	0.00	0	0	0	0	0.00	0	0	0	0
(iv) HUF		16	1,29,423	0	0	1,29,423	1.79	0	0	0	0	0.00	0	0	0	1,29,423
(v) SUKUMARSINGH GANPATISINH MAHOT		1	1,10,300	0	0	1,10,300	1.53	0	0	0	0	0.00	0	0	0	0
(vi) OCB		0	0	0	0	0	0.00	0	0	0	0	0.00	0	0	0	0
(vii) Foreign Companies		0	0	0	0	0	0.00	0	0	0	0	0.00	0	0	0	0
(viii) Other		0	0	0	0	0	0.00	0	0	0	0	0.00	0	0	0	0
(ix) Sub-Total (B)(3)		11,203	61,81,300	0	0	61,81,300	85.49	0	0	0	0	0.00	0	0	0	11,06,390
(x) Total Public Shareholding (B) = (B)(1)+(B)(2)+(B)(3)		11,203	61,81,300	0	0	61,81,300	85.49	0	0	0	0	0.00	0	0	0	11,06,390





Table IV - Statement showing shareholding pattern of the Non Promoter-Non Public Shareholder

Category & Name of the shareholders (I)	PAN (II)	Nos of shares held (III)	No of fully paid-up equity shares held (IV)	Partly paid-up equity shares held (V)	No of shares underlying Depository Receipts (VI)	Total nos. shares held (VII) = (IV)+(V)+(VI)	Shareholding as a % of total no. of shares (calculated as per SCRR, 1957) As a % of (A+B+C2) (VIII)	Number of Voting Rights held in each class of securities (IX)			Total as a % of Total Voting Rights	No of Outstanding convertible securities (including Warrants) (X)	Total Shareholding, as a % assuming full conversion of convertible securities (as a percentage of diluted share capital) As a % of (A+B+C2) (XI) = (VII)+(X) As a % of (A+B+C2)	Number of Locked in shares (XII)		Number of shares pledged or otherwise encumbered (XIII)		Number of dematerialized equity shares held in form (XIV)
								Class eg: X	Class eg: Y	Total				No.	As a % of total shares held	No. (Not applicable)	As a % of total shares held (Not applicable)	
(1) Custodian/DR Holder		0	0	0	0	0	0	0	0	0	0	0	0	0	0	0	0	0
(2) Employee Benefit Trust (Under SEBI (Share based Employee Benefit) Regulations, 2014)		0	0	0	0	0	0	0	0	0	0	0	0	0	0	0	0	0
Total Non-Promoter - Non Public Shareholding (C)=(C1)+(C2)		0	0	0	0	0	0	0	0	0	0	0	0	0	0	0	0	0



Details of Shares which remain unclaimed may be given hear along with details such as number of shareholders, outstanding shares held in demat/unclaimed suspense account, voting rights which are frozen etc.

No. of shareholders	No of Shares held
NIL	NIL
NIL	NIL
NIL	NIL
NIL	NIL
NIL	NIL
NIL	NIL
NIL	NIL
NIL	NIL



Details of the shareholders acting as persons in Concert including their Shareholding:

Name of PAC	No. of shareholders	Holding %
NIL	NIL	NIL
NIL	NIL	NIL
NIL	NIL	NIL
NIL	NIL	NIL
NIL	NIL	NIL
NIL	NIL	NIL
NIL	NIL	NIL
NIL	NIL	NIL

